



Noise Monitoring Result

Day Time (0700 - 1900hrs on normal weekdays)

Location: M1a - Harbour Road Sports Centre

Date	Time	Weather	Measurement Noise Level			Baseline Level	Construction Noise Level	Limit Level
			Leq	L10	L90	Leq	Leq	Leq
Unit: dB(A), (30-min)								
04/11/10	10:13	Cloudy	72.8	75.3	68.5	69.2	70	75
10/11/10	10:30	Fine	73.0	75.7	67.6	69.2	71	75
16/11/10	13:14	Fine	73.1	76.3	67.2	69.2	71	75
23/11/10	10:19	Fine	72.6	75.8	67.3	69.2	70	75

Location: M2b - Noon-day gun area

Date	Time	Weather	Measurement Noise Level			Baseline Level	Construction Noise Level	Limit Level
			Leq	L10	L90	Leq	Leq	Leq
Unit: dB(A), (30-min)								
10/11/10	13:00	Sunny	71.4	73.0	69.5	-	71	75
16/11/10	14:06	Fine	68.5	70.0	65.8	-	69	76
23/11/10	11:05	Fine	69.3	70.3	66.4	-	69	77

Location: M3a - Tung Lo Wan Fire Station

Date	Time	Weather	Measurement Noise Level			Baseline Level	Construction Noise Level	Limit Level
			Leq	L10	L90	Leq	Leq	Leq
Unit: dB(A), (30-min)								
10/11/10	13:00	Sunny	66.2	68.0	64.1	-	66	75
16/11/10	14:57	Fine	66.6	68.5	64.2	-	67	75
23/11/10	13:00	Sunny	66.7	68.6	64.3	-	67	75

Location: M4b - Victoria Centre

Date	Time	Weather	Measurement Noise Level			Baseline Noise Level	Construction Noise Level	Limit Level
			Leq	L10	L90	Leq	Leq	Leq
Unit: dB(A), (30min)								
04/11/10	13:30	Cloudy	73.2	75.2	69.3	-	73	75
10/11/10	13:45	Fine	71.3	72.6	68.9	-	71	75
16/11/10	14:07	Fine	69.6	71.1	67.8	-	70	75
23/11/10	13:46	Fine	70.3	71.8	67.9	-	70	75

Location: M5b - City Garden

Date	Time	Weather	Measurement Noise Level			Baseline Level	Construction Noise Level	Limit Level
			Leq	L10	L90	Leq	Leq	Leq
Unit: dB(A), (30min)								
04/11/10	15:19	Cloudy	66.6	68.4	63.6	-	67	75
10/11/10	16:00	Fine	77.9	81.6	67.9	-	78	75
16/11/10	15:55	Fine	80.2	85.1	64.5	-	80	75
23/11/10	15:15	Fine	71.7	72.6	66.7	-	72	75



Noise Monitoring Result

Restricted Time (1900 - 2300 hrs on normal weekdays and 0700-2300 on holiday)

Location: M4b - Victoria Centre

Date	Time	Weather	Measurement Noise Level			Average Noise Level	Baseline Noise Level	Construction Noise Level	Limit Level
			Leq	L10	L90	Leq	Leq	Leq	Leq
Unit: dB(A), (5-min)									
04/11/10	21:16	Cloudy	66.4	68.0	64.7	66.8	-	67	70
	21:21		67.4	69.3	65.0				
	21:26		66.7	68.2	64.7				
10/11/10	20:28	Fine	67.7	69.2	65.4	67.4	-	67	70
	20:33		67.3	68.9	65.3				
	20:38		67.1	68.9	64.9				
16/11/10	20:17	Fine	67.2	68.9	64.9	66.9	-	67	70
	20:22		66.4	67.6	64.5				
	20:27		67.1	69.2	64.2				
23/11/10	19:37	Fine	67.8	69.0	66.2	67.9	-	68	70
	19:42		68.0	69.6	65.6				
	19:47		67.9	69.5	66.0				

Location: M5b - City Garden

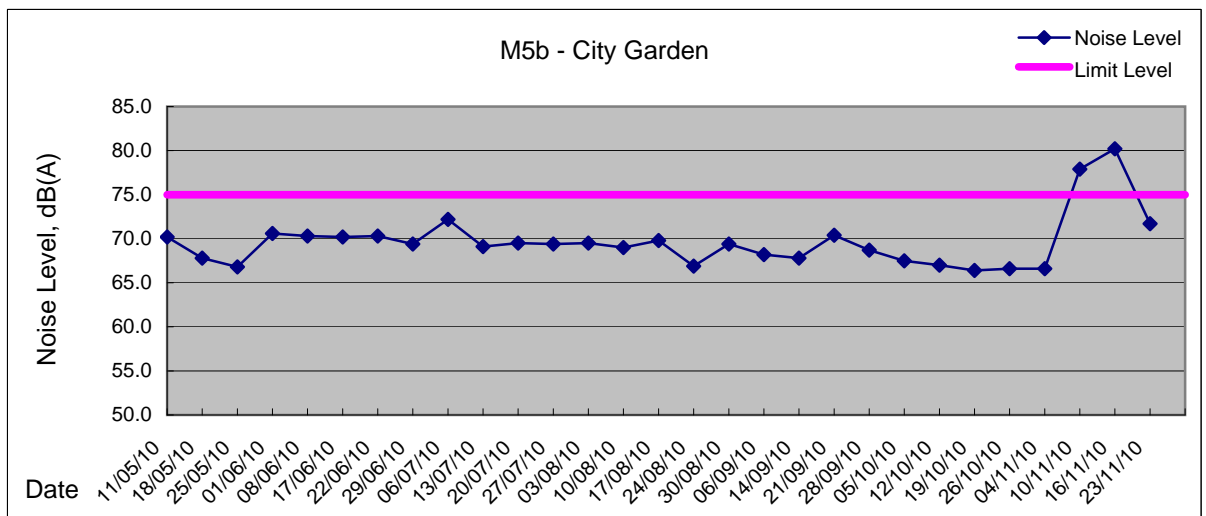
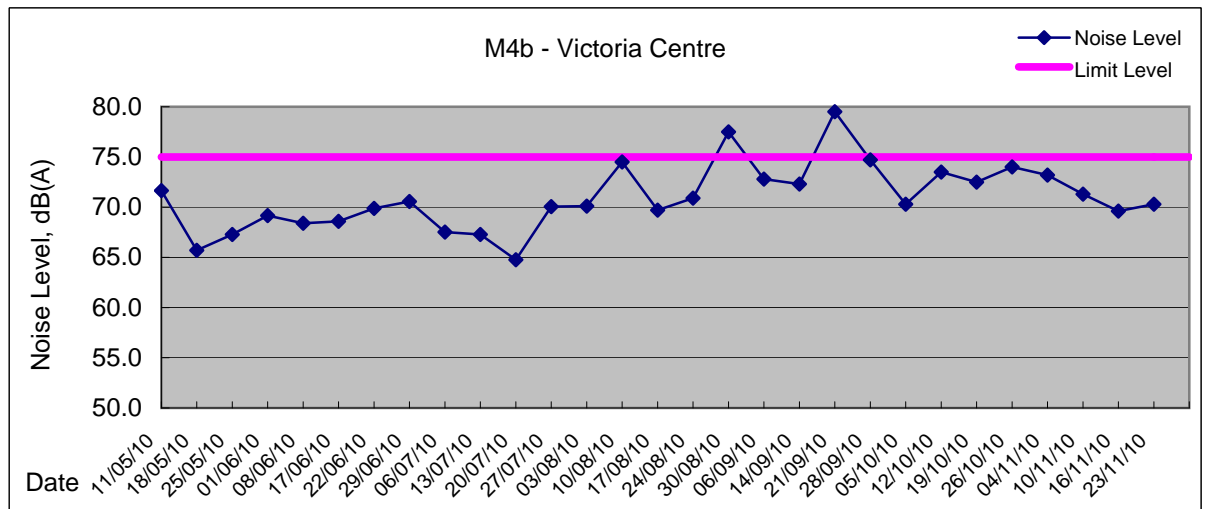
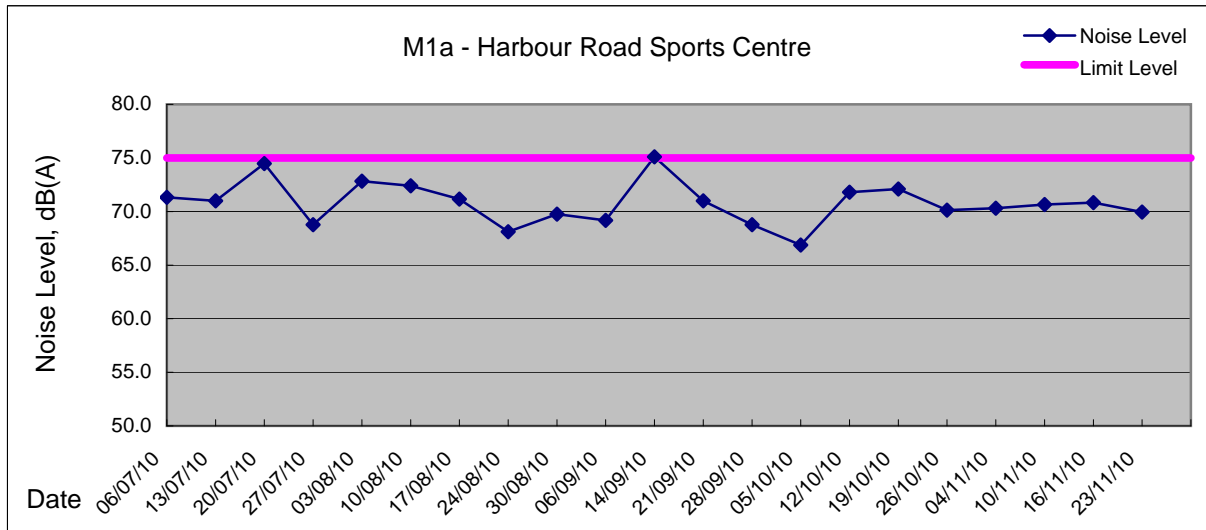
Date	Time	Weather	Measurement Noise Level			Average Noise Level	Baseline Level	Construction Noise Level	Limit Level
			Leq	L10	L90	Leq	Leq	Leq	Leq
Unit: dB(A), (5-min)									
04/11/10	22:04	Cloudy	70.4	71.4	68.9	70.3	-	70	70
	22:09		70.2	71.5	66.9				
	22:14		70.2	71.5	67.1				
10/11/10	20:58	Fine	69.4	70.5	67.7	69.0	-	69	70
	21:03		68.8	69.8	67.1				
	21:08		68.8	69.5	67.3				
16/11/10	20:50	Fine	63.5	65.1	60.9	63.5	-	63	70
	20:55		63.1	64.9	60.8				
	21:00		63.8	65.3	61.0				
23/11/10	19:00	Fine	65.1	66.7	62.9	65.6	-	66	70
	19:05		65.2	66.5	63.3				
	19:10		66.6	68.2	64.3				

Location: M1a - Harbour Road Sports Center

Date	Time	Weather	Measurement Noise Level			Average Noise Level	Baseline Level	Construction Noise Level	Limit Level
			Leq	L10	L90	Leq	Leq	Leq	Leq
Unit: dB(A), (5-min)									
04/11/10	20:04	Cloudy	72.7	75.1	68.8	73.4	60.1	73	70
	20:09		74.1	76.8	69.3				
	20:14		73.4	75.8	68.6				
10/11/10	19:10	Fine	73.6	76.3	69.6	73.2	60.1	73	70
	19:15		72.8	75.5	68.5				
	19:20		73.1	75.4	69.4				
11/11/10	21:44	Fine	69.2	72.5	62.4	69.3	60.1	69	70
	21:49		69.4	72.3	63.6				
	21:54		69.3	71.9	64.0				
16/11/10	19:04	Fine	71.6	74.8	67.5	71.7	60.1	72	70
	19:09		72.0	73.8	68.3				
	19:14		71.6	73.8	68.5				
23/11/10	21:10	Fine	68.7	71.6	63.6	69.6	60.1	70	70
	21:15		70.2	73.6	64.3				
	21:20		69.9	72.9	63.3				

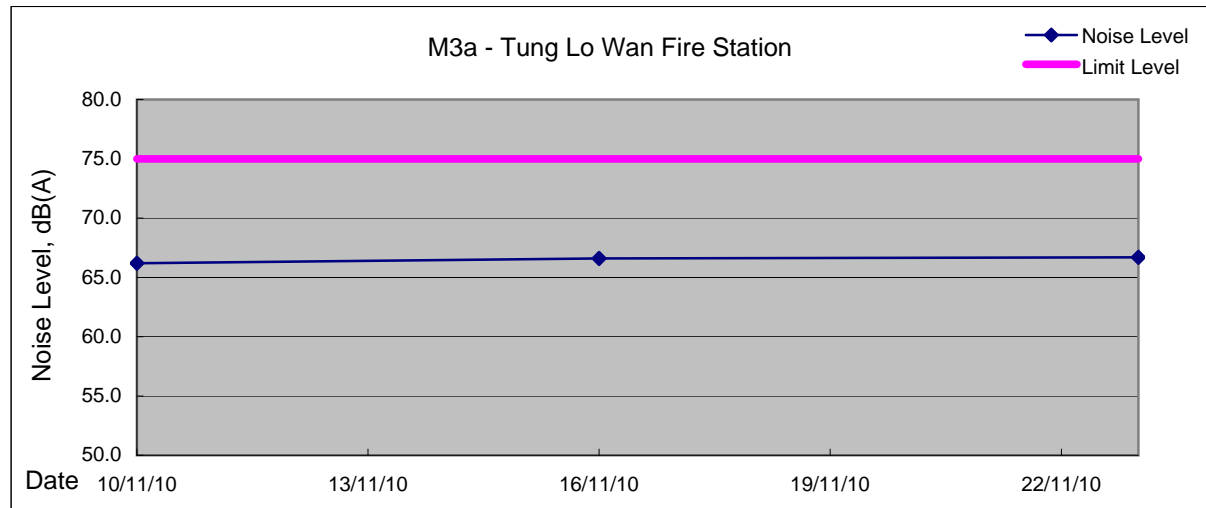
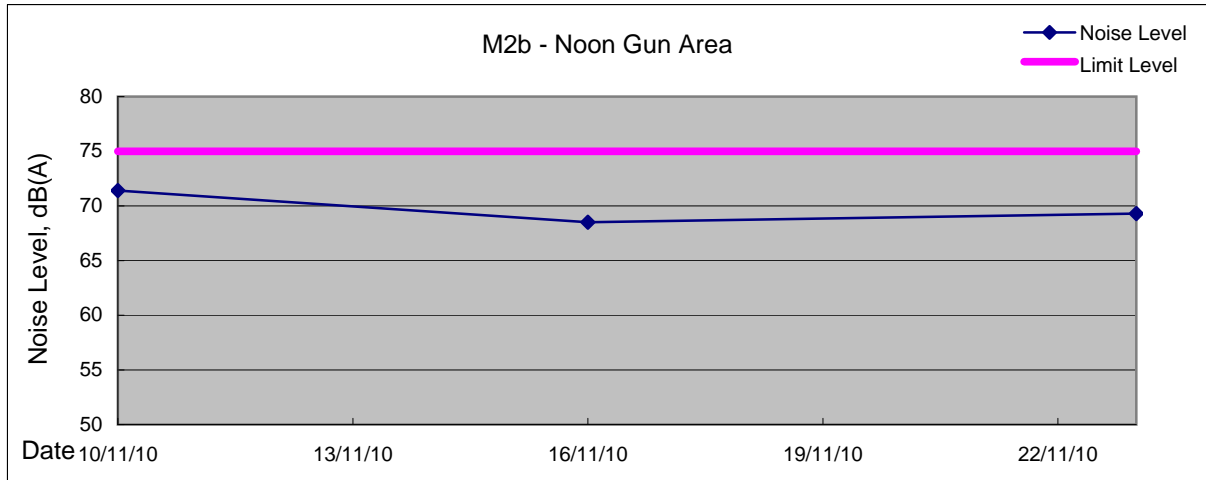


Graphic Presentation of Noise Monitoring Result
Day Time (0700 - 1900hrs on normal weekdays)





Graphic Presentation of Noise Monitoring Result
Day Time (0700 - 1900hrs on normal weekdays)





Graphic Presentation of Noise Monitoring Result

Restricted Time (1900 - 2300 hrs on normal weekdays and 0700-2300 on holiday)

